



National Infrastructure Planning
Temple Quay House
2 The Square
Bristol
BS1 6PN

Our ref
SWS-SUSSEX-DCO-0051

Date
12 August 2024

Contact
[REDACTED]

Dear Sir/Madam,

Gatwick Airport Northern Runway Project

Protection of Southern Water Assets

There are no public apparatus crossing the proposed development area. Hence, Southern Water would have no objection to the above CPO.

It is possible that a sewer now deemed to be public could be crossing the development site. Therefore, should any sewer be found during construction works, an investigation of the sewer will be required to ascertain its ownership before any further works commence on site.

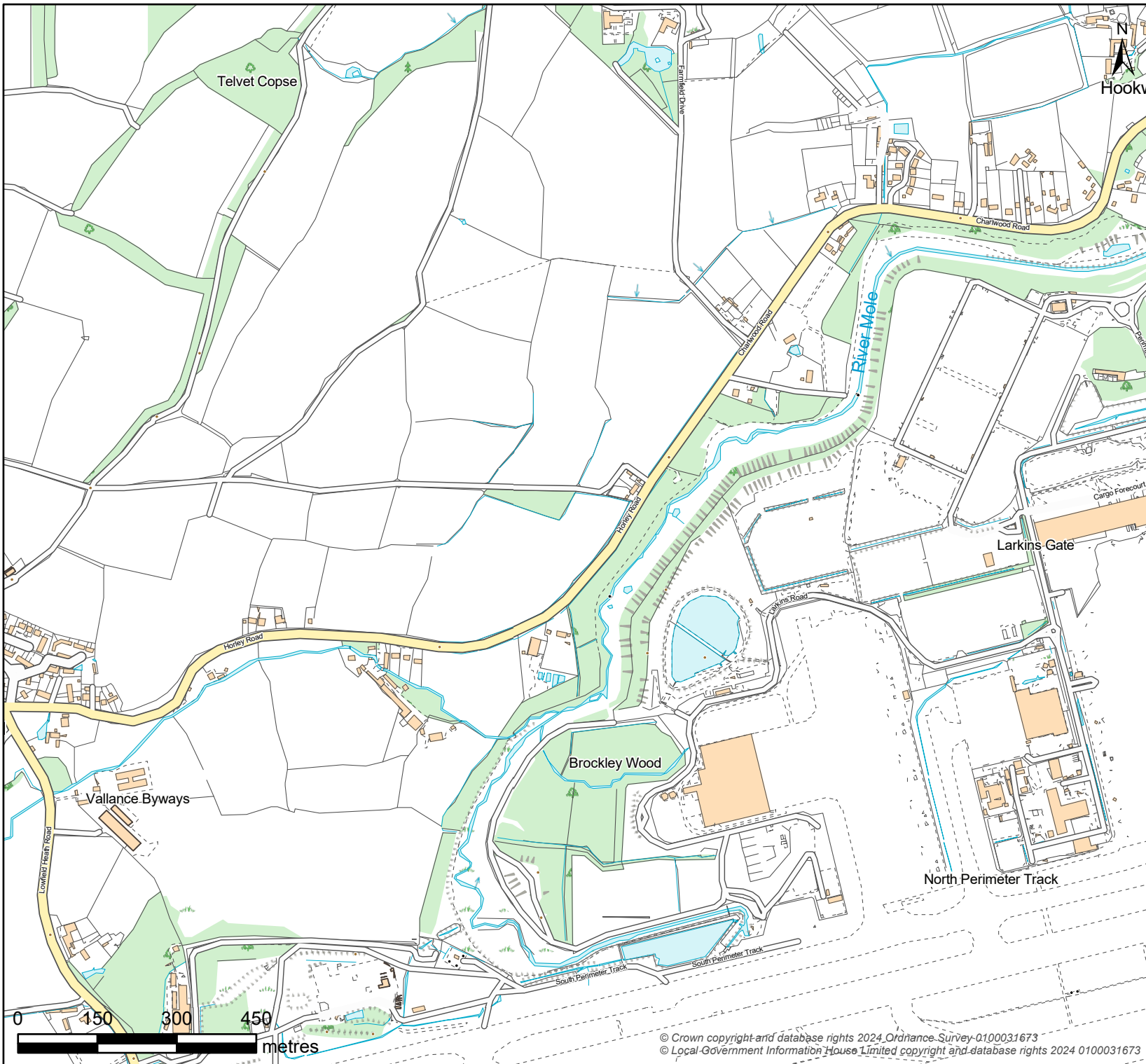
For further advice, please contact Southern Water, Southern House, Yeoman Road, Worthing, West Sussex, BN13 3NX [REDACTED]

Website: southernwater.co.uk or by email at: SouthernWaterPlanning@southernwater.co.uk

Yours faithfully,

Growth Planning Team
Business Channels

southernwater.co.uk/developing-building/planning-your-development



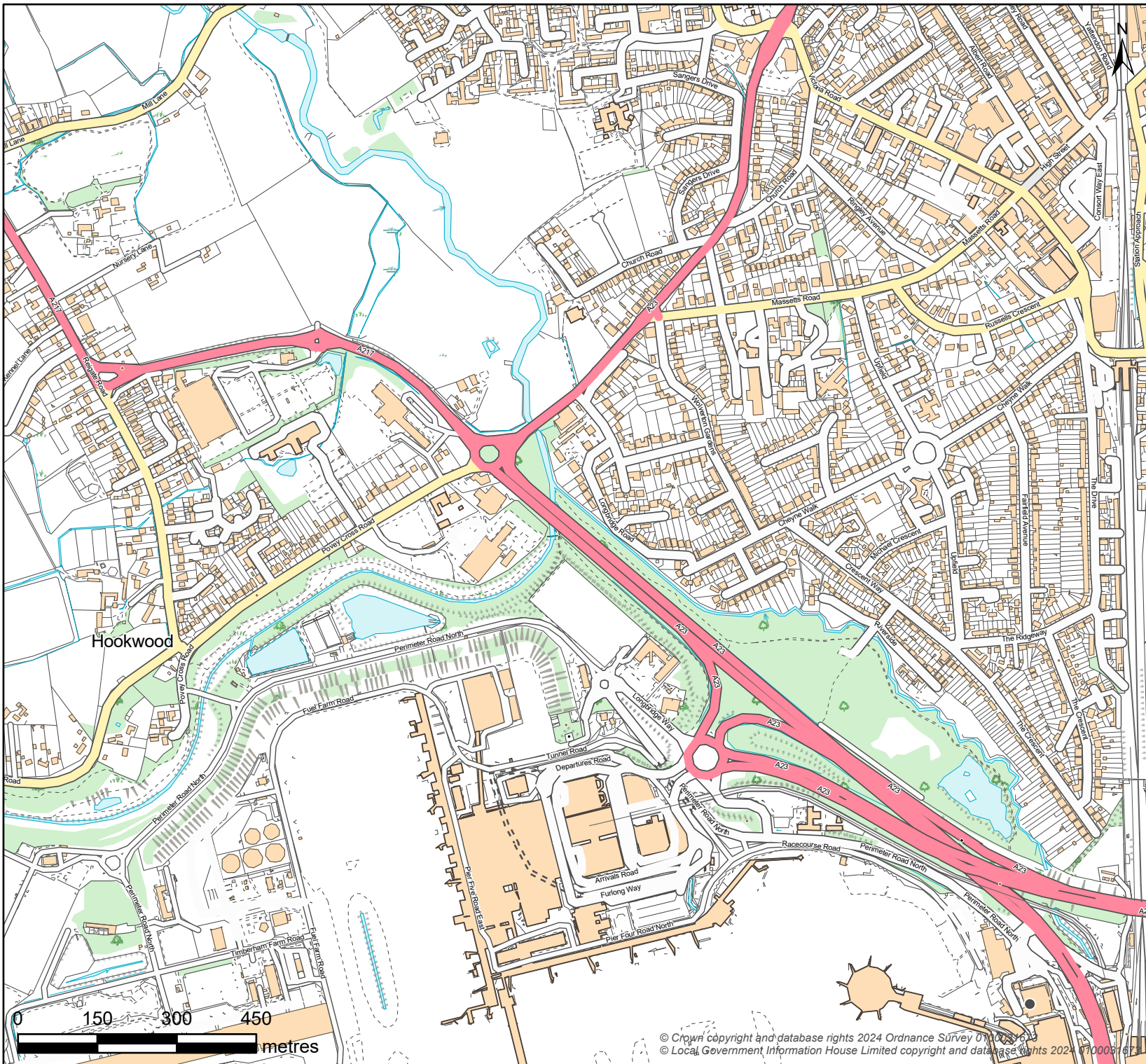
Controllable Valve		Inlet-Outfall	
Damboards	Penstock	Valve	Inlet Outfall
Flow Control		Outfall Headworks	
Anti Flood Device	Pumped Anti Flood Device	Reflux Valve	Outfall Headworks
Manhole			
BIF Bifurcation	Cascade	CP Catchpit	Head Of Public Sewer
IC Interceptor Chamber	Manhole	S Soakaway	WO Washout
Overflow Chamber		Pipe Bridge	
CSO Combined Sewer Overflow	EMO Emergency Overflow	Pipe Bridge	
Pumping Station		Sewer Level Monitor	
Micro Pumping Station	Pumping Station	Sewer Level Monitor	
Storage		Treatment Works	
Storm Tank	Tidal Storage Tank	Treatment Works	
Weir	Wastewater Site	Developer Services	
Weir	Wastewater Site	Build Over Agreement	Section 104
Wastewater Pipe			
Culverted Water Course	Syphon	Tank Sewer	
Drain	Trunk Sewer	Vacuum Main	
Outfall	Decommissioned Pipe		
Overflow			
Rising Main			
Sewer			
Wastewater Use		Wastewater Area	
Foul	Treated Effluent	Catchment	
Combined	Surface Water	Sub-Catchment	
Sludge	Private		

Map Title: SW Print

Printed By: Ruby.Bernard
 Date Printed: 05/08/2024
 Map Scale: 10000

The information provided is believed to be correct but is provided on an 'as is' basis and without any warranty or condition express or implied, statutory or otherwise as to its quality or fitness for purpose. Actual positions of assets should always be determined on site.





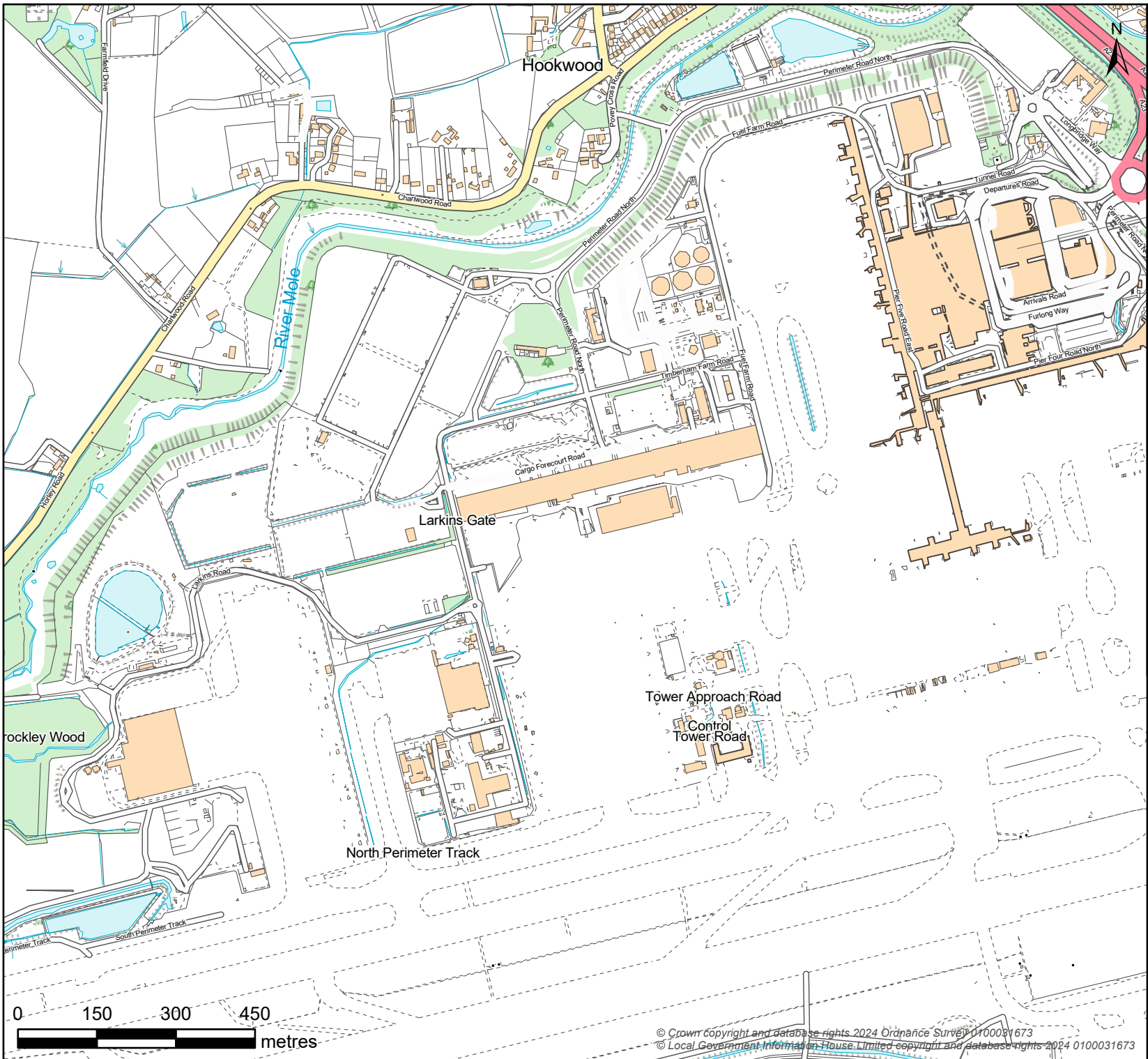
Controllable Valve		Inlet-Outfall	
Damboards	Penstock	Valve	Inlet Outfall
Flow Control		Outfall Headworks	
Anti Flood Device	Pumped Anti Flood Device	Reflux Valve	Outfall Headworks
Manhole			
BIF Bifurcation	Cascade	CP Catchpit	Head Of Public Sewer
IC Interceptor Chamber	Manhole	S Soakaway	WO Washout
Overflow Chamber		Pipe Bridge	
CSO Combined Sewer Overflow	EMO Emergency Overflow	Pipe Bridge	
Pumping Station		Sewer Level Monitor	
Micro Pumping Station	Pumping Station	Sewer Level Monitor	
Storage		Treatment Works	
Storm Tank	Tidal Storage Tank	Treatment Works	
Weir	Wastewater Site	Developer Services	
Weir	Wastewater Site	Build Over Agreement	Section 104
Wastewater Pipe			
Culverted Water Course	Syphon	Tank Sewer	
Drain	Outfall	Trunk Sewer	
Overflow	Rising Main	Vacuum Main	
Sewer	Decommissioned Pipe		
Wastewater Use		Wastewater Area	
Foul	Treated Effluent	Catchment	
Combined	Surface Water	Sub-Catchment	
Sludge	Private		

Map Title: SW Print

Printed By: Ruby.Bernard
 Date Printed: 05/08/2024
 Map Scale: 10000

The information provided is believed to be correct but is provided on an 'as is' basis and without any warranty or condition express or implied, statutory or otherwise as to its quality or fitness for purpose. Actual positions of assets should always be determined on site.





Controllable Valve		Inlet-Outfall	
Damboards	Penstock	Valve	Inlet Outfall
Flow Control		Outfall Headworks	
Anti Flood Device	Pumped Anti Flood Device	Reflux Valve	Outfall Headworks
Manhole			
BIF Bifurcation	Cascade	CP Catchpit	Head Of Public Sewer
IC Interceptor Chamber	Manhole	S Soakaway	WO Washout
Overflow Chamber		Pipe Bridge	
CSO Combined Sewer Overflow	EMO Emergency Overflow	Pipe Bridge	
Pumping Station		Sewer Level Monitor	
Micro Pumping Station	Pumping Station	Sewer Level Monitor	
Storage		Treatment Works	
Storm Tank	Tidal Storage Tank	Treatment Works	
Weir	Wastewater Site	Developer Services	
Weir	Wastewater Site	Build Over Agreement	Section 104
Wastewater Pipe			
Culverted Water Course	Syphon	Tank Sewer	
Drain	Outfall	Trunk Sewer	
Overflow	Rising Main	Vacuum Main	
Sewer	Decommissioned Pipe		
Wastewater Use		Wastewater Area	
Foul	Treated Effluent	Catchment	
Combined	Surface Water	Sub-Catchment	
Sludge	Private		

Map Title: SW Print

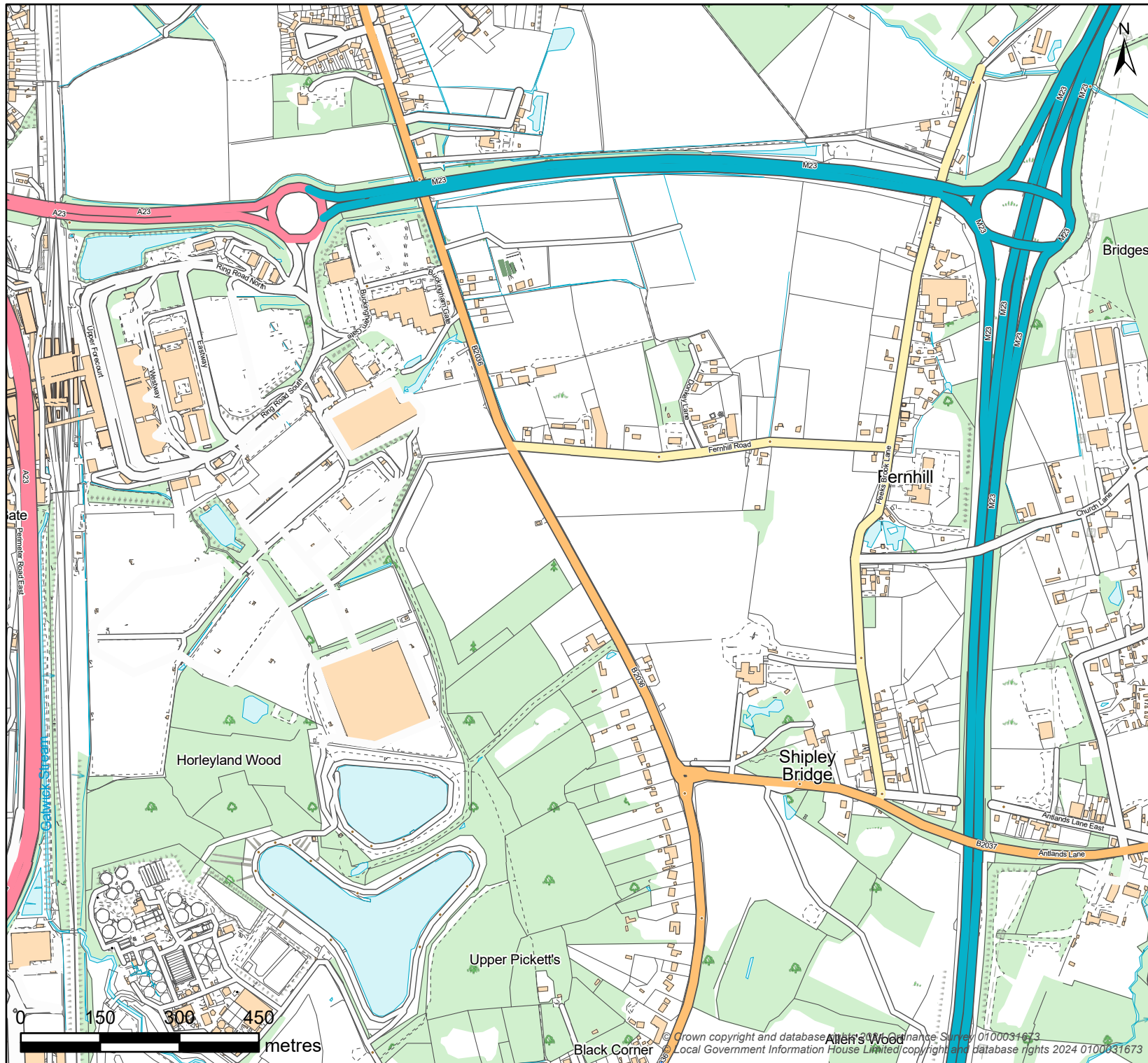
Printed By: Ruby.Bernard

Date Printed: 05/08/2024

Map Scale: 10000

The information provided is believed to be correct but is provided on an 'as is' basis and without any warranty or condition express or implied, statutory or otherwise as to its quality or fitness for purpose. Actual positions of assets should always be determined on site.





Controllable Valve		Inlet-Outfall	
Damboards	Penstock	Valve	Inlet Outfall
Flow Control		Outfall Headworks	
Anti Flood Device	Pumped Anti Flood Device	Reflux Valve	Outfall Headworks
Manhole			
BIF Bifurcation	Cascade	CP Catchpit	Head Of Public Sewer
IC Interceptor Chamber	Manhole	S Soakaway	WO Washout
Overflow Chamber		Pipe Bridge	
CSO Combined Sewer Overflow	EMO Emergency Overflow	Pipe Bridge	
Pumping Station		Sewer Level Monitor	
Micro Pumping Station	Pumping Station	Sewer Level Monitor	
Storage		Treatment Works	
Storm Tank	Tidal Storage Tank	Treatment Works	
Weir	Wastewater Site	Developer Services	
Weir	Wastewater Site	Build Over Agreement	Section 104
Wastewater Pipe			
Culverted Water Course	Syphon	Tank Sewer	
Drain	Outfall	Trunk Sewer	
Overflow	Rising Main	Vacuum Main	
Sewer	Decommissioned Pipe		
Wastewater Use		Wastewater Area	
Foul	Treated Effluent	Catchment	
Combined	Surface Water	Sub-Catchment	
Sludge	Private		

Map Title: SW Print

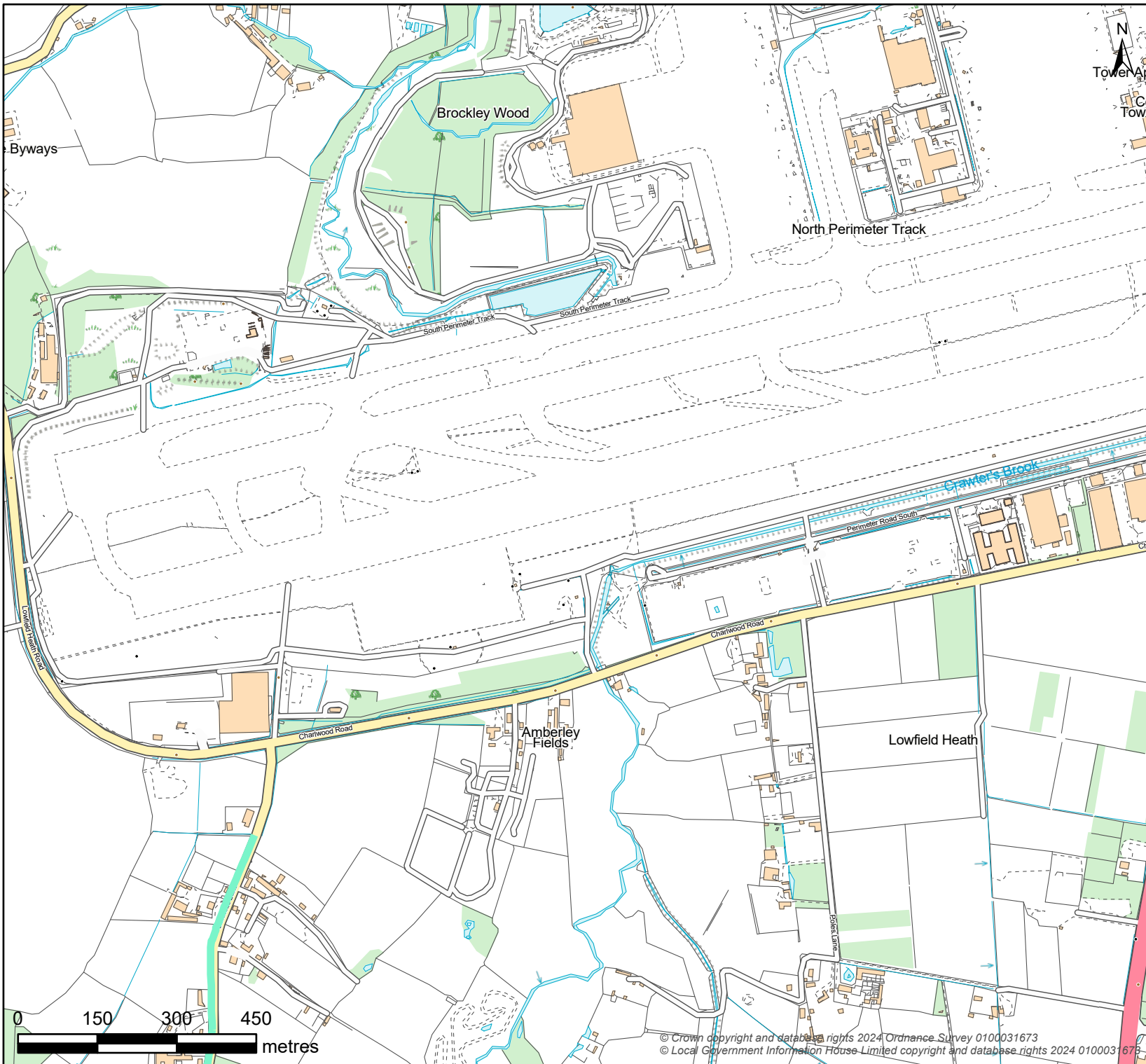
Printed By: Ruby.Bernard

Date Printed: 05/08/2024

Map Scale: 10000

The information provided is believed to be correct but is provided on an 'as is' basis and without any warranty or condition express or implied, statutory or otherwise as to its quality or fitness for purpose. Actual positions of assets should always be determined on site.





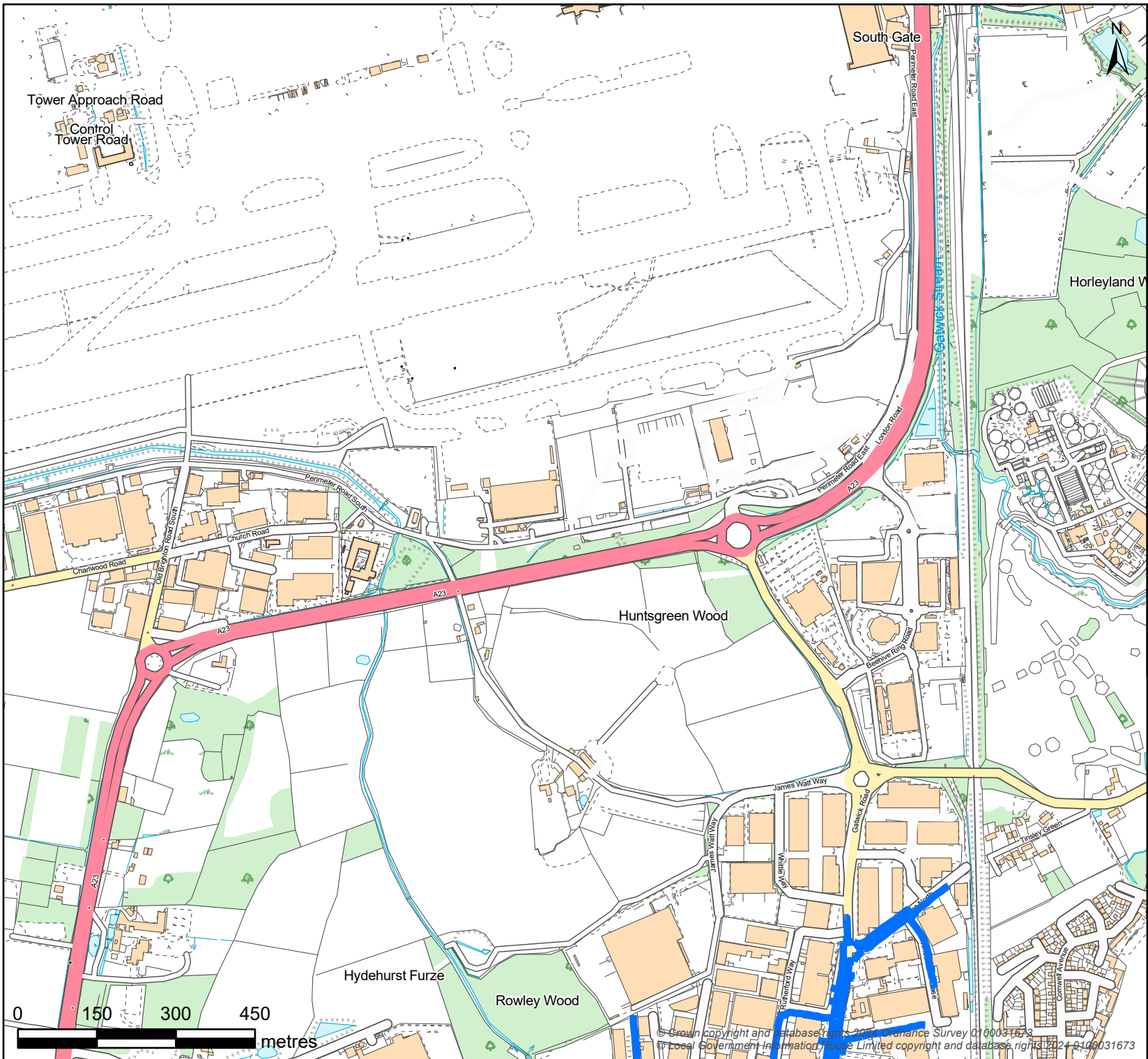
Controllable Valve		Inlet-Outfall	
Damboards	Penstock	Valve	Inlet Outfall
Flow Control		Outfall Headworks	
Anti Flood Device	Pumped Anti Flood Device	Reflux Valve	Outfall Headworks
Manhole			
BIF Bifurcation	Cascade	CP Catchpit	Head Of Public Sewer
IC Interceptor Chamber	Manhole	S Soakaway	WO Washout
Overflow Chamber		Pipe Bridge	
CSO Combined Sewer Overflow	EMO Emergency Overflow	Pipe Bridge	
Pumping Station		Sewer Level Monitor	
Micro Pumping Station	Pumping Station	Sewer Level Monitor	
Storage		Treatment Works	
Storm Tank	Tidal Storage Tank	Treatment Works	
Weir	Wastewater Site	Developer Services	
Weir	Wastewater Site	Build Over Agreement	Section 104
Wastewater Pipe			
Culverted Water Course	Syphon	Tank Sewer	
Drain	Outfall	Trunk Sewer	
Overflow	Rising Main	Vacuum Main	
Sewer	Decommissioned Pipe		
Wastewater Use		Wastewater Area	
Foul	Treated Effluent	Catchment	
Combined	Surface Water	Sub-Catchment	
Sludge	Private		

Map Title: SW Print

Printed By: Ruby.Bernard
 Date Printed: 05/08/2024
 Map Scale: 10000

The information provided is believed to be correct but is provided on an 'as is' basis and without any warranty or condition express or implied, statutory or otherwise as to its quality or fitness for purpose. Actual positions of assets should always be determined on site.





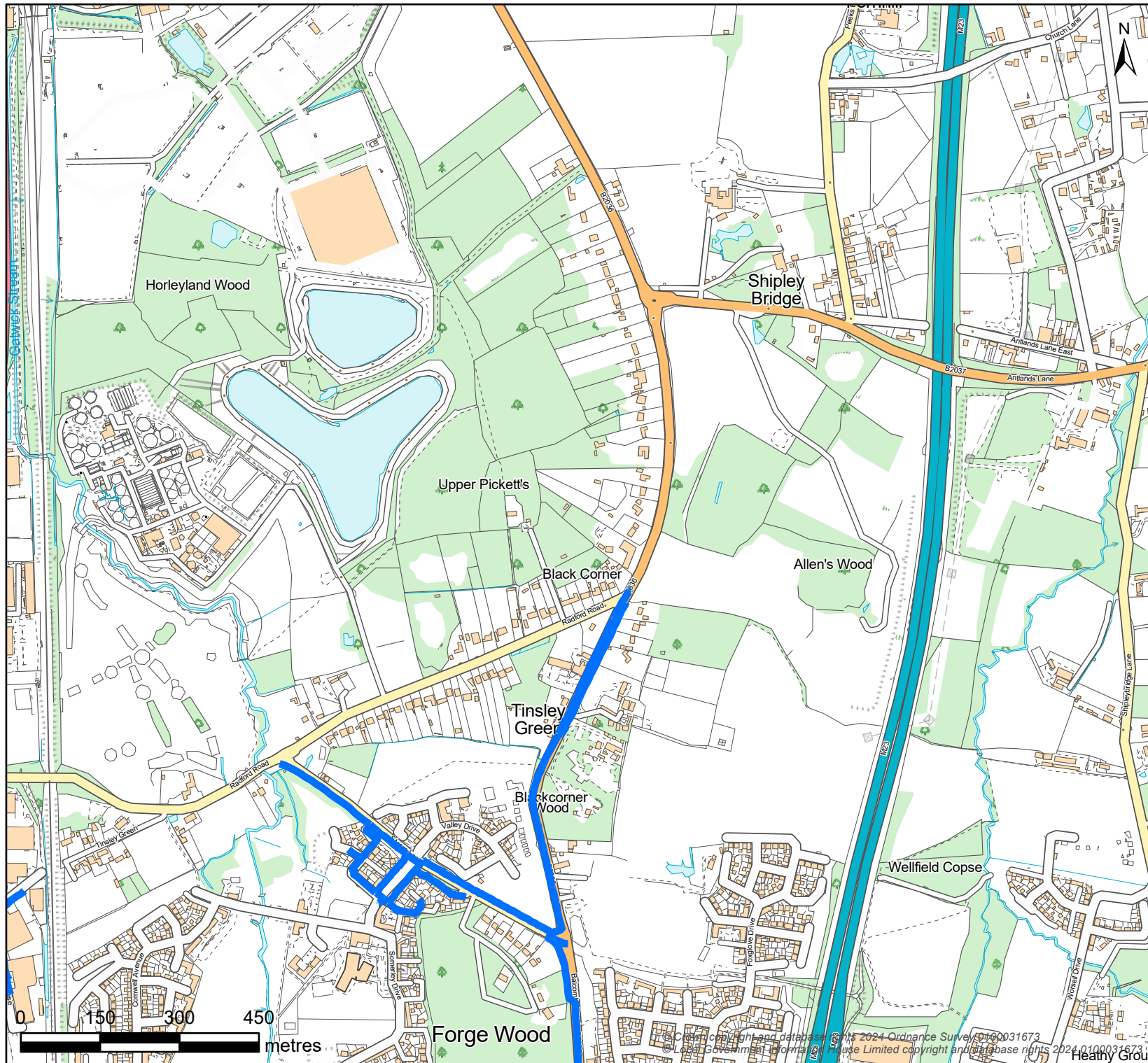
Controllable Valve		Inlet-Outfall	
Damboards	Penstock	Valve	Inlet Outfall
Flow Control		Outfall Headworks	
Anti Flood Device	Pumped Anti Flood Device	Reflux Valve	Outfall Headworks
Manhole			
BIF Bifurcation	Cascade	CP Catchpit	Head Of Public Sewer
IC Interceptor Chamber	Manhole	S Soakaway	WO Washout
Overflow Chamber		Pipe Bridge	
CSO Combined Sewer Overflow	EMO Emergency Overflow	Pipe Bridge	
Pumping Station		Sewer Level Monitor	
Micro Pumping Station	Pumping Station	Sewer Level Monitor	
Storage		Treatment Works	
Storm Tank	Tidal Storage Tank	Treatment Works	
Weir	Wastewater Site	Developer Services	
Weir	Wastewater Site	Build Over Agreement	Section 104
Wastewater Pipe			
Culverted Water Course	Syphon	Tank Sewer	
Drain	Outfall	Trunk Sewer	
Overflow	Rising Main	Vacuum Main	
Sewer	Decommissioned Pipe		
Wastewater Use		Wastewater Area	
Foul	Treated Effluent	Catchment	
Combined	Surface Water	Sub-Catchment	
Sludge	Private		

Map Title: SW Print

Printed By: Ruby.Bernard
 Date Printed: 05/08/2024
 Map Scale: 10000

The information provided is believed to be correct but is provided on an 'as is' basis and without any warranty or condition express or implied, statutory or otherwise as to its quality or fitness for purpose. Actual positions of assets should always be determined on site.





Controllable Valve		Inlet-Outfall	
Damboards	Penstock	Valve	Inlet Outfall
Flow Control		Outfall Headworks	
Anti Flood Device	Pumped Anti Flood Device	Reflux Valve	Outfall Headworks
Manhole			
BIF Bifurcation	Cascade	CP Catchpit	Head Of Public Sewer
IC Interceptor Chamber	Manhole	S Soakaway	WO Washout
Overflow Chamber		Pipe Bridge	
CSO Combined Sewer Overflow	EMO Emergency Overflow	Pipe Bridge	
Pumping Station		Sewer Level Monitor	
Micro Pumping Station	Pumping Station	Sewer Level Monitor	
Storage		Treatment Works	
Storm Tank	Tidal Storage Tank	Treatment Works	
Weir	Wastewater Site	Developer Services	
Weir	Wastewater Site	Build Over Agreement	Section 104
Wastewater Pipe			
Culverted Water Course	Syphon	Tank Sewer	
Drain	Outfall	Trunk Sewer	
Overflow	Rising Main	Vacuum Main	
Sewer	Decommissioned Pipe		
Wastewater Use		Wastewater Area	
Foul	Treated Effluent	Catchment	
Combined	Surface Water	Sub-Catchment	
Sludge	Private		

Map Title: SW Print

Printed By: Ruby.Bernard

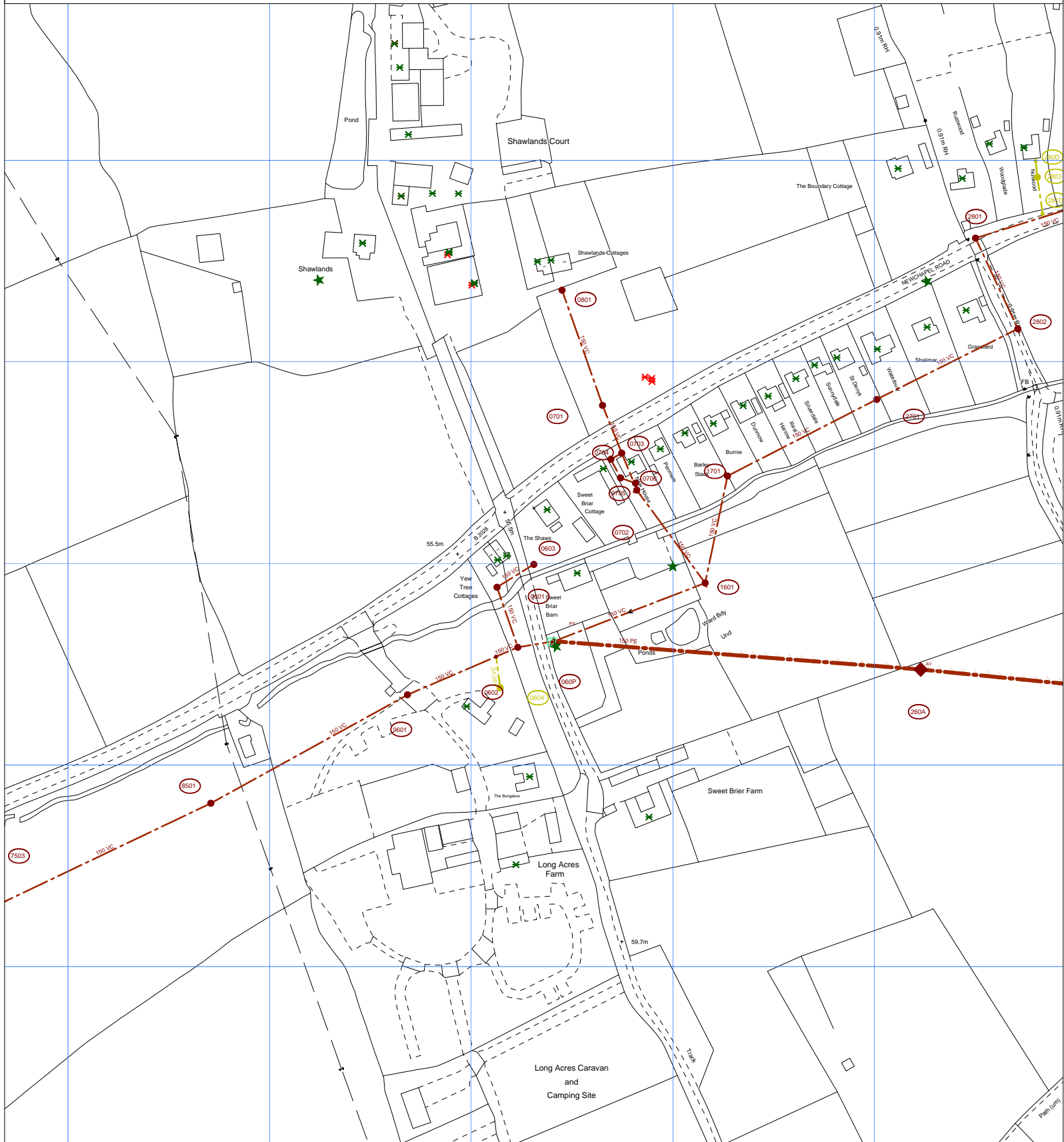
Date Printed: 05/08/2024


Map Scale: 10000

The information provided is believed to be correct but is provided on an 'as is' basis and without any warranty or condition express or implied, statutory or otherwise as to its quality or fitness for purpose. Actual positions of assets should always be determined on site.



SOUTHERN WATER



<p>The positions of pipes shown on this plan are believed to be correct, but Southern Water Services Ltd accept no responsibility in the event of inaccuracy. The actual positions should be determined on site.</p>			
<p>Based upon Ordnance Survey Digital Data with the permission of the controller of H.M.S.O. Crown Copyright Reserved Licence No. WU 298530</p>		<p>Printed By: chandne Date: 20-12-2019</p>	
<p>O.S. REF: TQ3742NW</p>	<p>Scale: 1:2500</p>	<p>Southern Water MapGuide Browser</p>	
<p>Screen Print</p>		<p>Requested By:</p>	
<p>WARNING: BAC pipes are constructed of Bonded Asbestos Cement</p> <p>WARNING: Unknown (UNK) materials may include Bonded Asbestos Cement</p>			

